



morley

senior high school

2020 Annual Report





50 Years of Excellence

2020 REPORT

It is with pleasure that we present the 2020 Morley Senior High School Annual Report. As we write, Sue Gilchrist, our principal is enjoying well-earned leave, returning Term 2, 2021. Through her leadership we have maintained our consistent focus on reflection and improvement across all aspects of the school.

2020 was dominated by the Global COVID19 Pandemic, which resulted in the cancellation or postponement of many activities and events, including planned interstate and international tours. Despite these challenges, our school community worked together to provide a safe, positive and engaging teaching and learning environment for students and staff. In particular, staff worked tirelessly to provide continued education in remote format, and focus on student wellbeing during, and after lockdown arrangements.

We were selected to join the DETECT program of COVID testing and surveying, contributing to public health research, and we thank all staff and students who participated.

Morley Senior High School celebrated our 50th anniversary in 2020. We held two major events to celebrate this milestone, which, while postponed and under COVID restrictions, were outstanding successes. The Alumni Sundowner at the Pan Pacific hotel saw many alumni catch up and reminisce with peers and staff. Our Open Day saw staff, students, parents and the wider community enjoy activities, performances and displays of memorabilia to commemorate the 50 year anniversary. We sincerely thank everyone who contributed to the organisation and running of the events.

Our focus on High Quality Teaching was underpinned by the teaching staff's continued work towards the Morley Common Instruction Language, and implementation of high impact teaching strategies. A further nine staff completed the TeachWell Masterclass Series program, which is a significant commitment to evidence based improved practice. Thank you to our dedicated staff, both teaching and support staff, for their continued efforts and relentless focus on enhancing our positive learning environment.

We sincerely thank the members of our P&C and School Board for their continuing support of Morley Senior High School. In 2020 we welcomed new members to the School Board in: Parent members Lee Jozwiak and Renae Wade; staff members Kara Gard and Jeff Quirk, and Community Member Norman Paini. Every Board member commits to guiding and supporting the strategic directions of the school and are ambassadors for the school in our local community.

Denise Robinson and Karen Lippinkof

Principal

School Board Chair Person





Morley SHS- 50 years of Excellence in Education 1970-2020

On Thursday 27th August 2020 we were all very honoured to celebrate Morley SHS's 50th Anniversary with a **breakfast** organised and run by the Year 12 Certificate II Business class. Special guests included Lisa Rodgers, Director General of Department of Education, and Deborah Leavitt, Director of Media and Communications, as well as former staff and students of Morley SHS.

A staff and Alumni 50th Anniversary **Celebration Sundowner** was held at the Pan Pacific hotel on the **18th September**, with over 300 past and present school members in attendance. Memorabilia and old photos were on display throughout the evening as old friends caught up and many tales were told and relived. The event was very enjoyable.

In partnership with the Noranda community, a 50th anniversary community celebration day was held on **Saturday 14th November 2020**. There were exhibitions, performances and demonstrations, plus food trucks and activities for every generation. Sections of the school were open to visitors including the Arts Gallery and TV Studio, Automotive Trade Training Centre and Library. The Quadrangle outside the canteen, a consistent element over the years, was set up as the main hub to gather for food, drink and be entertained by performers from current students and staff. Market stalls from a variety of community organisations attended and people had the opportunity to connect with the local community. Many past students, parent and staff enjoyed the opportunity to tour the grounds, reminiscing on past activities and commenting on changes that have taken place.

The library was a popular stop, with a variety of memorabilia and old Year Books on display, keeping guests searching past memories. The Year 9 Specialist Screen and Media program students ran through a collection of photos and videos from the archives to suitably highlight the development of the school.

The feedback from visitors was fantastic, with a mixture of former students, current families and even local neighbours enjoying the opportunity to share in our historical and current experiences.



STUDENT IMPROVEMENT TARGETS – 2020

Below is a measure of our achievement against each of the nine student improvement targets for 2020. NAPLAN testing did not occur in 2020 due to the coronavirus situation. As this report marks the end of our Business Plan period, we have reflected on those targets that were achieved up to 2019.

TARGET 1 – The achievement of Year 9 NAPLAN Reading, Writing and Numeracy is above the Australian mean. This target was achieved by 2019. In addition, Morley SHS results were above those of students with similar backgrounds in other schools.

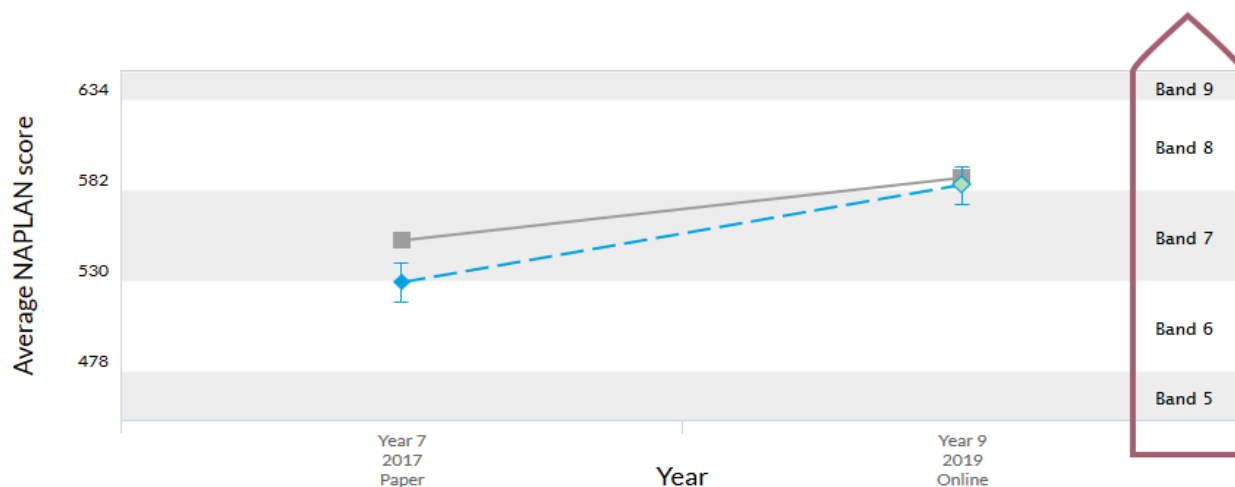
READING	2018	2019
Morley mean	585	579
Aust. Mean	584	581
Difference	close to	close to

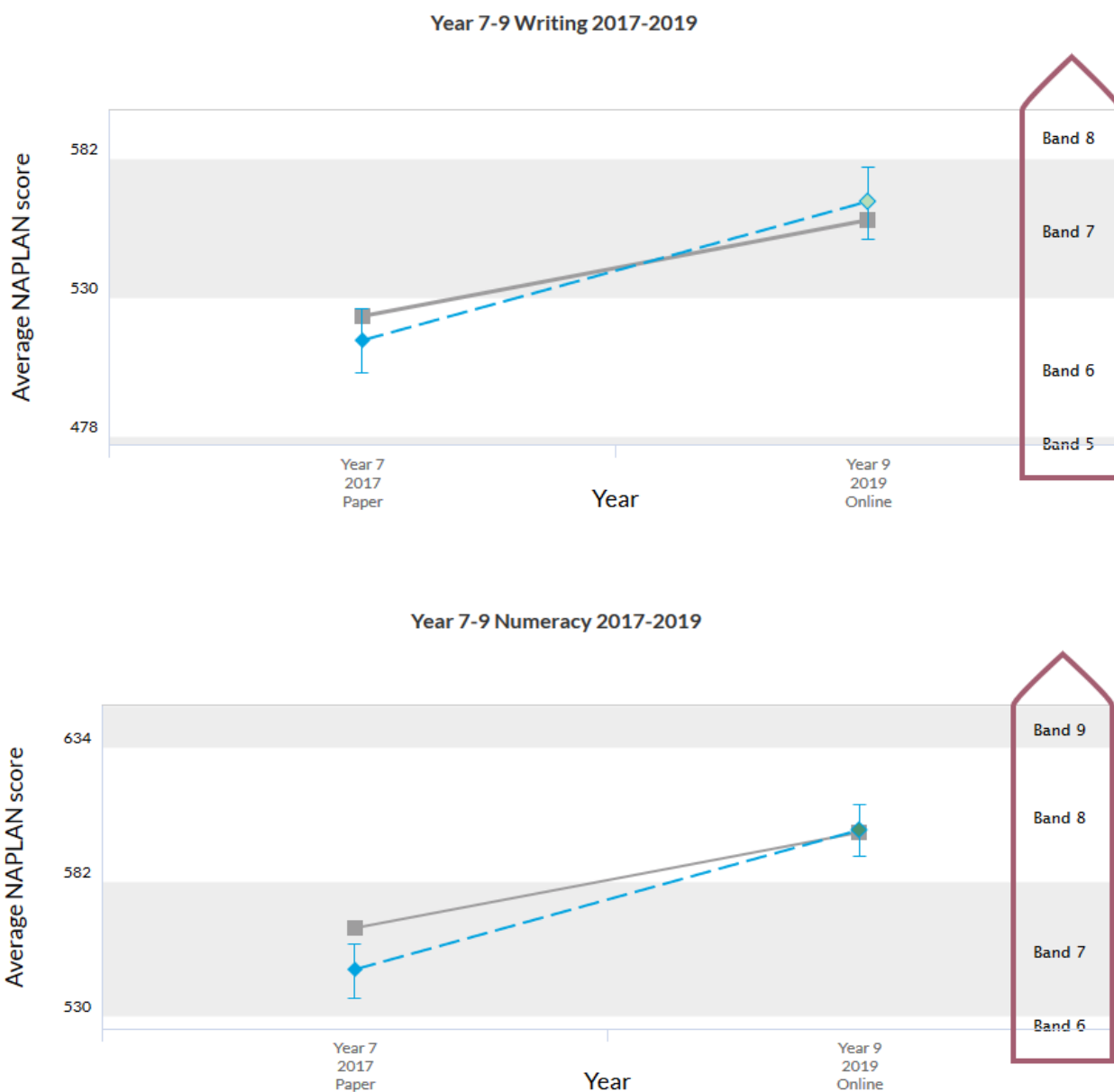
WRITING	2018	2019
Morley mean	554	557
Aust. Mean	542	549
Difference	close to	close to

NUMERACY	2018	2019
Morley mean	598	597
Aust. Mean	596	592
Difference	close to	close to

TARGET 2 – The rate of progress from Year 7 to 9 in NAPLAN Reading, Writing and Numeracy, is higher than Australian schools. This target was also achieved by 2019 and exceeded in the Writing domain.

Year 7-9 Reading 2017-2019





TARGET 3 – The percentage of students achieving Band 8 and above in Year 9 NAPLAN Reading, Writing and Numeracy is increased. This table indicates sustainability in our results in NAPLAN with strengthening results over time.

	READING		WRITING		NUMERACY	
BAND	2018	2019	2018	2019	2018	2019
10	3%	4%	1%	4%	3%	4%
9	15%	15%	7%	9%	20%	23%
8	33%	32%	26%	30%	38%	32%
TOTAL	51%	51%	34%	43%	61%	59%

TARGET 4 – WACE achievement to be at or above State mean. This target has been met.

	MORLEY SHS	LIKE SCHOOLS	WA PUBLIC SCHOOLS
2018	90%	84%	89%
2019	93%	87%	88%
2020	91%	93%	90%

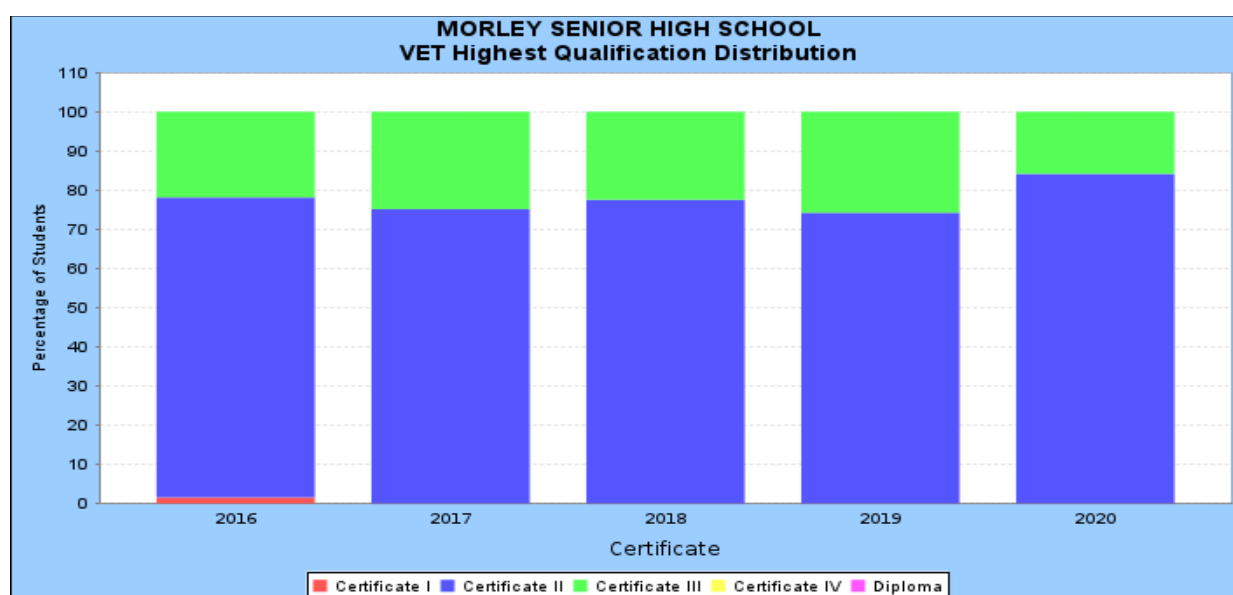
TARGET 5 – The percentage of Year 12 students achieving the Literacy and Numeracy WACE requirement is at or above the State achievement rate. This target has been met for Writing and Reading, however not for Numeracy.

	Writing MSHS	Writing STATE	Reading MSHS	Reading STATE	Numeracy MSHS	Numeracy STATE
2019	98.2%	97.1%	98.8%	97.9%	98.2%	96.6%
2020	98%	97.3%	98%	97.6%	96%	96.3%

(source: SCSA Publications / Year 12 Student Achievement Data)

TARGET 6 - The percentage of students completing Certificate II and/or III is increased. This target has been met.

(source: SAIS Dashboard)



TARGET 7 - The percentage of students (TISC applicants) with an ATAR above 60 is increased. Achieving an ATAR of 60 or above is significant for Morley SHS students, due to the ATAR bonuses that are offered to them. An ATAR of 70 is the minimum for entry to ECU, Murdoch and Curtin University, whilst a minimum ATAR of 80 is required for entry to UWA.

This target has been met.

	Number TISC students with ATAR above 60	% TISC students with ATAR above 60
2019	50/65	76.9%
2020	60/76	78.9%

TARGET 8 - The median ATAR to exceed that of WA Public Schools. (Source: Schools Online)

This target has not yet been achieved, with the median ATAR decreasing.

This is an area of student improvement that the school continues to address. A range of programs is in place to support students to achieve their personal best results, and this continues to be reviewed and enhanced.

	MORLEY SHS	LIKE SCHOOLS	WA PUBLIC SCHOOLS
2018	75.2	70.3	79.5
2019	75.1	68.9	78.3
2020	73.7	68.8	79.3



TARGET 9 – The percentage of students who attend regularly (90% or more of the time) is increased in all year groups.

The 2020 attendance rates are not available for publication as they were adversely affected by the COVID-19 pandemic and are not comparable to previous years. At this stage, we are still awaiting a decision whether 2020 attendance data will be released to schools.

Although regular attendance at Morley Senior High School is higher than that of WA Public Schools for every Year group, this target was not met.

As we continue to work to improve student attendance, commencing Semester Two, 2020, we allocated 0.2 FTE to into a new role of Attendance Support. Other initiatives include commencement of Attendance Support Sessions at lunchtimes for students who are regularly late to school without explanation. This initiative did reduce lateness to school and improved communication regarding attendance.

Attendance	Year 7		Year 8		Year 9		Year 10		Year 11		Year 12	
	Morley SHS	WA Public School	Morley SHS	WA Public School	Morley SHS	WA Public School	Morley SHS	WA Public School	Morley SHS	WA Public School	Morley SHS	WA Public School
2018	79%	72%	75%	63%	74%	61%	72%	57%	75%	61%	68%	60%
2019	79%	68%	64%	63%	66%	56%	68%	57%	68%	59%	65%	57%
2020	n/a	n/a	n/a	n/a	n/a	n/a	n/a	n/a	n/a	n/a	n/a	n/a

(Data source: Schools Online – Student Outcomes)

CLASS OF 2020 – YEAR 12 RESULTS

There were 164 Year 12 students who were eligible to achieve Secondary Graduation (WACE) in 2020. Of those students, 150 achieved WACE.

2020 DUX

ATAR – Hanson Pham

VET- Piper Sweet

School Curriculum and Standards Authority Awards

15 of the class of 2020 were recognised by SCSA for their excellent achievement in their senior school courses.

AWARD	Students
VET Certificate of Excellence	Piper Sweet
Certificates of Distinction	Iven Chung Rui Leong Hanson Pham
Certificates of Merit	Hajir Al-Soeady Romi Ettia Caroline Hua Qizhi Huang Isabella Langfield Teagan Muni Bhoomi Patel Dylan Percy Maya Thompson Tina Truong Michael Vasilio



YEAR 12 RESULTS (cont)

(Source: Schools Online)

WACE ACHIEVEMENT	2020	2019
Morley SHS	91%	93%
DOE – Public Schools	88%	88%

(Source: Schools Online)

MEDIAN ATAR	2020	2019
Morley SHS	73.7	75.2
DOE – Public Schools	79.25	78.2

(source SAIS dashboard)

ATTAINMENT RATE ATAR >= 55 AND/OR CERT II	2020	2019
Morley SHS	98%	96%
Like Schools	97%	97%
DOE – Public Schools	96%	95%

(source SAIS dashboard)

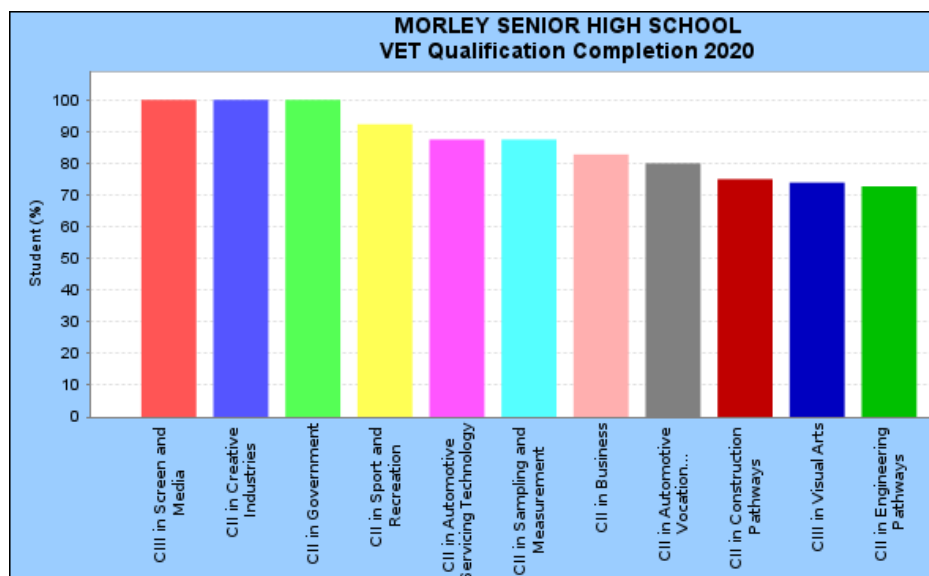
These figures demonstrate that:

- While 2020 saw a slight decrease in the percentage of students achieving WACE, the school's results continue to be higher than DOE Public schools.
- Morley Senior High School's median ATAR dropped slightly to 73.7 in 2020.
- The Attainment rate continued to exceed that of DOE Public Schools in 2020

VOCATIONAL EDUCATION and TRAINING PROGRAMS

Even though a Certificate II qualification is no longer a requirement of WACE completion, both the VET participation and the completion rates at Morley SHS have increased over a three year and indeed five year period.

(Source: SAIS Dashboard)



Qualification

Attainment Summary:

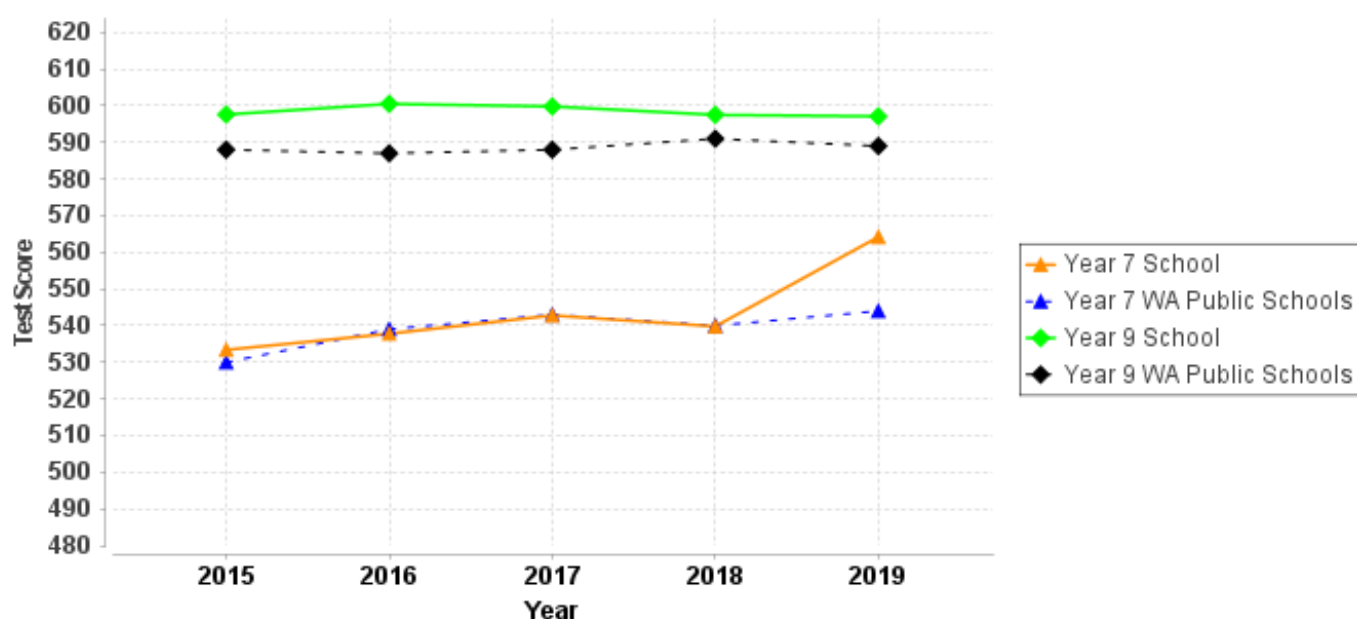
VET qualification code	VET qualification	Completed	Enrolled	Percent
CUA31015	CIII in Screen and Media	12	12	100.00
CUA20215	CII in Creative Industries	3	3	100.00
PSP20116	CII in Government	1	1	100.00
SIS20115	CII in Sport and Recreation	48	52	92.31
AUR20516	CII in Automotive Servicing Technology	7	8	87.50
MSL20118	CII in Sampling and Measurement	7	8	87.50
BSB20115	CII in Business	77	93	82.80
AUR20716	CII in Automotive Vocational Preparation	4	5	80.00
CPC20211	CII in Construction Pathways	12	16	75.00
CUA31115	CIII in Visual Arts	17	23	73.91
MEM20413	CII in Engineering Pathways	16	22	72.73

NAPLAN RESULTS

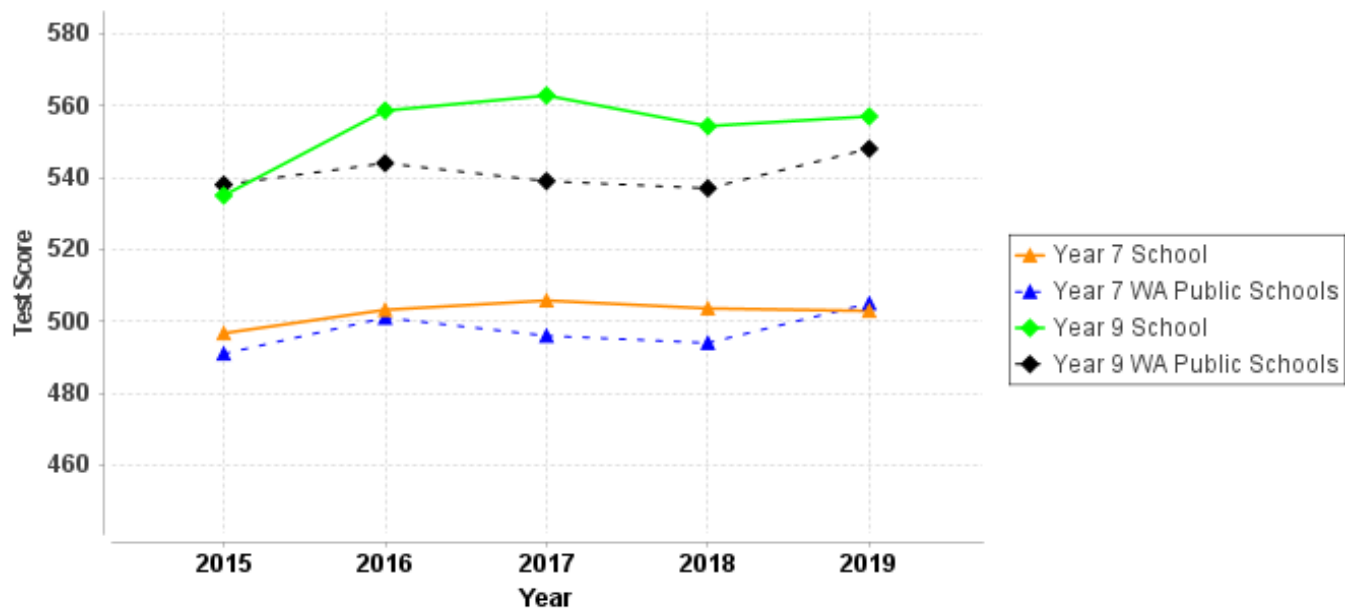
NAPLAN – Longitudinal summary

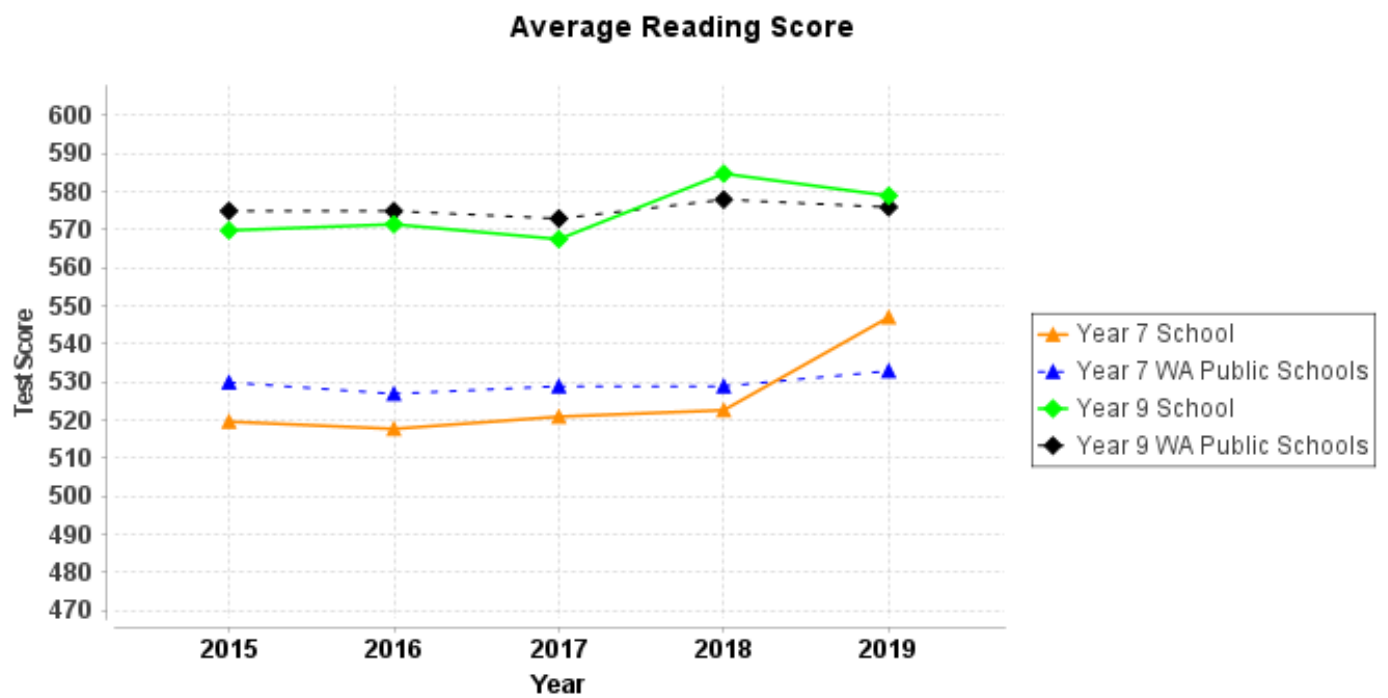
These graphs illustrate student achievement in both Year 7 and 9 over the past 5 years, compared with WA Public School results, in Numeracy, Reading and Writing. There has been a sharp increase in scores for Year 7 Reading and Numeracy compared with Public schools. In all other tests, Morley Senior High School has been achieving close to or above the Public School average.

Average Numeracy Score



Average Writing Score





(Source: Schools Online)



OLNA

The OLNA test has been designed to ensure that all Year 12 students successfully meet the literacy and numeracy skills regarded as essential to meet the demands of everyday life and work in the Australian community. These skills are described in Level 3 of the *Australian Core Skills Framework*. The graphs below indicate the percentage of students who prequalified by achieving Band 8 in NAPLAN in Year 9 and then the percentage who progressively met the benchmark for each component in Year 10, 11 and 12. By meeting the benchmark in OLNA, these students achieved the Literacy and Numeracy component of WACE requirements for Year 12.

OLNA - Current Student Standing

Year 10 Students - Qualified In

	Year 9	Year 10	Not Qualified
2020	50	64	60
	28.70%	36.80%	34.50%
Like Schools	18.10%	39.80%	42.10%

(Source: Schools Online)

OLNA - Current Student Standing

Year 11 Students - Qualified In

	Year 9	Year 10	Year 11	Not Qualified
2020	50	83	20	36
	26.50%	43.90%	10.6%	19.00%
Like Schools	18.00%	37.40%	14.5%	30.10%

(Source: Schools Online)

OLNA - Current Student Standing

Year 12 Students - Qualified In

	Year 9	Year 10	Year 11	Year 12	Not Qualified
2020	45	75	24	10	12
	27.10%	45.20%	14.50%	6.00%	7.20%
Like Schools	20.10%	40.00%	15.30%	7.60%	17.00%

(Source: Schools Online)

Specialist Program Report

Aviation

Despite the challenges that 2020 brought, the Aviation Academy had much to celebrate.

New elements were added to the Year 10 and 9 courses. The Year 10 course was altered to accommodate the Health syllabus which complemented the Aviation topic of Human Factors and the Year 9's learned to build electrical circuits addressing elements of the Technologies course.

Although the biennial excursion to the Avalon air show in Melbourne at the end of February was cancelled due to COVID, it will go ahead once the show has been rescheduled and it is possible to travel interstate.

There was a large uptake across all Years of the weekly flying excursions to Jandakot with a couple of senior students completing their first solo flights and, a highlight of the Year 12's final school year, was the navigation flight to Rottnest Island.

The number of students across the junior years has increased with all classes running close to or at full capacity.

As the excursion to Singapore to visit our sister school and their reciprocal visit had to be cancelled a virtual conference was organised over two Zoom meetings. The students exchanged ideas about the possibility of life on Mars and shared information about their home cultures.



Specialist Program Report

School of Screen and Multimedia (SSM)

The specialist School of Screen and Media program students developed and refined skills in video and TV broadcasting both in and out of the TV Studio while exploring the links with other creative arts mediums of animation, graphic design, photography and visual art techniques.

Students have developed and applied their skills through a wide range of creative projects across years 7 to 10 including interviews at Sculptures by the Sea, banners and murals to beautify the school, magazine cover design, radio production and advertising, macro photography, animated music videos and promotional videos for the school's 50th anniversary. A first prize in the annual state-wide Design an Ad competition was again won by a SSM student.

The School of Screen and Media students are talented creative minds who embrace their like-minded classmates and unique educational experiences. The growth of these specialist students is reflected in the variety of creative pieces produced in our students' learning journey.





National School Improvement Partnerships – School Community Surveys

In 2020 we engaged with the **National Schools Improvement Partnerships (NSIP)** and implemented a suite of aligned surveys. Three surveys were conducted in 2020, staff completed the *School Organisational Climate Survey (SOCs)*, students completed the *What's Happening in This School Survey (WHITs)*, and parents and caregivers completed the *Parents and Caregiver Survey (PaCS)*.

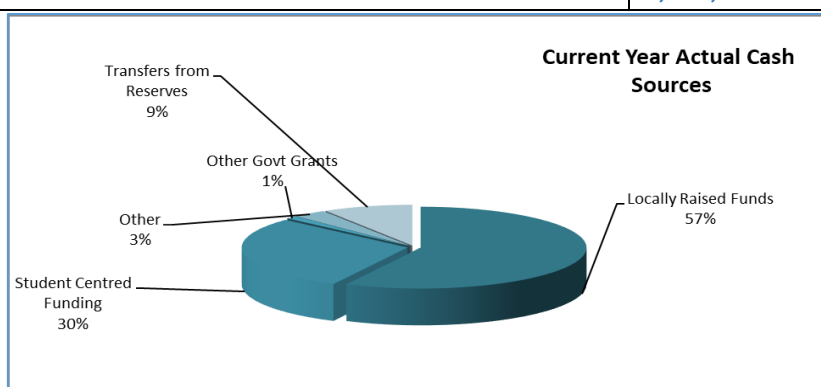
From these surveys our community expressed their expectation of a focus on high expectations, with clear communication, consistency and collaboration.

The data from these surveys will be used to inform the 2021-2024 Morley Senior High School Business Plan, which is currently under development.



Financial Summary as at 31 December 2020

Revenue – Cash & Salary Allocation	Budget	Actual
Voluntary Contributions	51,906.00	53,482.68
Charges and Fees	745,593.00	762,046.55
Fees from Facilities Hire	22,008.00	22,008.32
Fundraising/Donations/Sponsorships	54,650.00	55,407.35
Revenue from Co, Regional Office and Other Schools	17,877.00	17,877.08
Other Revenues	50,343.00	50,693.92
Total Locally Raised Funds	1,079,044.06	1,098,182.96
Opening Balance	348,119.44	348,119.44
Student Centred Funding	439,338.00	458,588.73
Total Cash Funds Available	1,866,501.50	1,904,891.13
Total Funds Available	1,866,501.50	1,904,891.13



Expenditure – Cash and Salary	Budget	Actual
Administration	194,270.50	185,249.94
Lease Payments	8,828.00	9,512.16
Utilities, Facilities and Maintenance	299,805.00	299,405.67
Buildings, Property and Equipment	482,640.00	444,331.64
Curriculum and Student Services	503,846.00	470,004.04
Professional Development	28,143.00	27,437.73
Transfer to Reserve	10,000.00	10,000.00
Other Expenditure	52,274.00	48,839.22
Payment to CO, Regional Office and Other Schools	14,240.00	14,240.00
Total Goods and Services Expenditure	1,594,046.50	1,509,020.40
Total Expenditure	1,594,046.50	1,509,020.40
Cash Budget Variance	272,455.00	

Bank Balance	1,117,333.39
General Fund Balance	395,870.73
Deductible Gift Funds	
Trust Funds	
Asset Replacement Reserves	759,133.82
Suspense Accounts	2,715.84
Cash Advances	(7,540.00)
Tax Position	(32,847.00)
Total Bank Balance	1,117,333.39



